

Singapore Management University

## Institutional Knowledge at Singapore Management University

---

Research Collection School Of Computing and  
Information Systems

School of Computing and Information Systems

---

12-2022

### Prompting for multimodal hateful meme classification

Rui CAO

Singapore Management University, ruicao.2020@phdcs.smu.edu.sg

Roy Ka-Wei LEE

Wen-Haw CHONG

Jing JIANG

Singapore Management University, jingjiang@smu.edu.sg

Follow this and additional works at: [https://ink.library.smu.edu.sg/sis\\_research](https://ink.library.smu.edu.sg/sis_research)



Part of the [Artificial Intelligence and Robotics Commons](#), [Databases and Information Systems Commons](#), and the [Graphics and Human Computer Interfaces Commons](#)

---

#### Citation

CAO, Rui; LEE, Roy Ka-Wei; CHONG, Wen-Haw; and JIANG, Jing. Prompting for multimodal hateful meme classification. (2022). *Proceedings of the 2022 Conference on Empirical Methods in Natural Language Processing*.

Available at: [https://ink.library.smu.edu.sg/sis\\_research/7671](https://ink.library.smu.edu.sg/sis_research/7671)

This Conference Proceeding Article is brought to you for free and open access by the School of Computing and Information Systems at Institutional Knowledge at Singapore Management University. It has been accepted for inclusion in Research Collection School Of Computing and Information Systems by an authorized administrator of Institutional Knowledge at Singapore Management University. For more information, please email [cherylids@smu.edu.sg](mailto:cherylids@smu.edu.sg).

# Prompting for Multimodal Hateful Meme Classification

Rui Cao<sup>1</sup>, Roy Ka-Wei Lee<sup>2</sup>, Wen-Haw Chong<sup>1</sup>, Jing Jiang<sup>1</sup>

<sup>1</sup>Singapore Management University

<sup>2</sup>Singapore University of Design and Technology

<sup>1</sup>{ruicao.2020@phdcs.,whchong.2013@phdis.,jingjiang@}smu.edu.sg

<sup>2</sup>roy\_lee@sutd.edu.sg

## Abstract

Hateful meme classification is a challenging multimodal task that requires complex reasoning and contextual background knowledge. Ideally, we could leverage an explicit external knowledge base to supplement contextual and cultural information in hateful memes. However, there is no known explicit external knowledge base that could provide such hate speech contextual information. To address this gap, we propose PromptHate, a simple yet effective prompt-based model that prompts pre-trained language models (PLMs) for hateful meme classification. Specifically, we construct simple prompts and provide a few in-context examples to exploit the implicit knowledge in the pre-trained RoBERTa language model for hateful meme classification. We conduct extensive experiments on two publicly available hateful and offensive meme datasets. Our experimental results show that PromptHate is able to achieve a high AUC of 90.96, outperforming state-of-the-art baselines on the hateful meme classification task. We also perform fine-grained analyses and case studies on various prompt settings and demonstrate the effectiveness of the prompts on hateful meme classification.

**Disclaimer:** *This paper contains discriminatory content that may be disturbing to some readers.*

## 1 Introduction

Internet memes have evolved into one of social media’s most popular forms of communication. Memes are presented as images with accompanying text, which are usually intended to be funny or satirical in nature. However, malicious online users generate and share hateful memes under the guise of humor (Kiela et al., 2020; Pramanick et al., 2021a; Gomez et al., 2020; Suryawanshi et al., 2020). Many hateful memes had been created to attack and ridicule people based on specific characteristics such as race, ethnicity, and religion. The hateful memes could also threaten society more

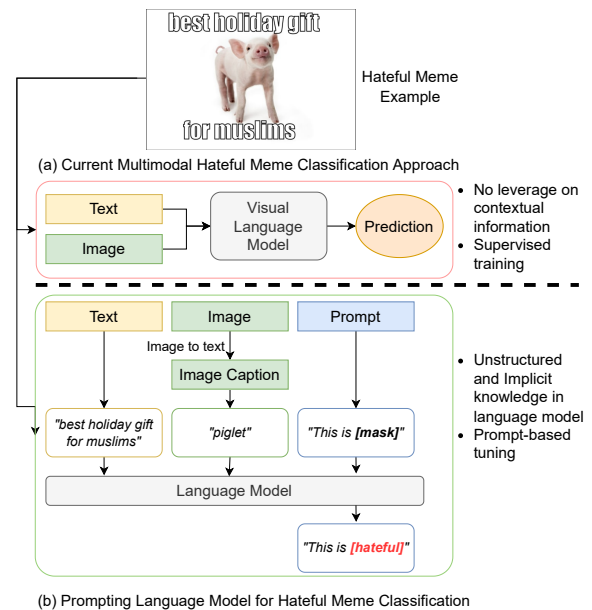


Figure 1: Comparison between (a) fine-tuning visual language model approach and (b) prompt-based approach. than text-based online hate speech due to their viral nature; users could re-post or share these hateful memes in multiple conversations and contexts.

To combat the spread of hateful memes, social media platforms such as Facebook have recently released a large hateful meme dataset as part of a challenge to encourage researchers to develop automated solutions to perform hateful memes classification (Kiela et al., 2020). However, classifying hateful memes turns out to be a very challenging task as the solution would need to comprehend and reason across both the visual and textual modalities. The reasoning of the modalities will also require contextual background knowledge.

Recent research works have proposed multimodal hateful meme classification approaches. For instance, some studies have adopted pre-trained visual language models such as ViLBERT (Lu et al., 2019) and VisualBERT (Li et al., 2019) and fine-tune these models with the hateful meme classification task (Lippe et al., 2020; Zhu, 2020; Zhou and Chen, 2020; Muennighoff, 2020; Ve-

lioglu and Rose, 2020; Zhu et al., 2022) (as illustrated in Figure 1(a)). Nevertheless, existing approaches still have limitations as understanding hateful memes may require additional contextual background knowledge. Consider the hateful meme example in Figure 1. The background knowledge that the pig is considered unclean by Muslims and is a sin to consume, is required to infer that the meme is hateful.

Recent studies have attempted to prompt Pre-trained Language Models (PLM) and yield good performance for uni-modal NLP (Schick and Schütze, 2021a; Brown et al., 2020; Schick and Schütze, 2021b; Gao et al., 2021). Nevertheless, few works have attempted to prompt PLMs for multimodal tasks (Yao et al., 2021; Zeng et al., 2022; Gui et al., 2021). Yang et al. (2021) has explored prompting GPT-3 model (Brown et al., 2020) for the visual question & answering task. However, the approach has limitations as large models such as GPT-3 are expensive to tune. This study addresses the research gaps and proposes a novel framework to leverage the implicit and unstructured knowledge in PLMs (Trinh and Le, 2018; Petroni et al., 2019) to improve hateful meme classification. Figure 1 illustrates the comparison between the existing multimodal hateful meme classification approach and our proposed prompt-based approach. Specifically, in our prompt-based approach, we first convert images into textual descriptions that a PLM can understand and design specific prompts to adapt and leverage the implicit knowledge in the PLM. Subsequently, given a meme and a prompt, the prompt-tuned PLM generates a textual output, indicating the predicted label of the input meme. The underlying intuition for the prompt-based approach is that PLMs will tap into the implicit and unstructured knowledge in their large-scale pre-training data to generate the continuation of the prompt, i.e., from “*this is \_*” to “*this is hateful.*”.

We summarize this paper’s contribution as follows: (i) We propose a multimodal prompt-based framework called PromptHate, which prompts and leverages the implicit knowledge in the PLM to perform hateful meme classification. (ii) We conduct extensive experiments on two publicly available datasets. Our experiment results show that PromptHate outperforms state-of-the-art methods for the hateful meme classification task. (iii) We perform fine-grained analyses and case studies on various settings to examine the prompts’ effective-

ness in classifying hateful meme. To the best of our knowledge, this is the first paper that explore prompting PLM for hateful meme classification.<sup>1</sup>

## 2 Related Work

### 2.1 Hateful Meme Detection

Hateful meme classification is an emerging multimodal task made popular by the availability of several recent hateful memes datasets (Kiela et al., 2020; Suryawanshi et al., 2020; Gomez et al., 2020). For instance, Facebook had organized the *Hateful Memes Challenge*, which encouraged researchers to submit solutions to perform hateful memes classification (Kiela et al., 2020). The memes are specially constructed such that uni-modal methods cannot yield good performance in this classification task. Therefore, existing studies have adopted multimodal approaches to perform hateful memes classification.

Existing studies have explored *classic two-stream models* that combine the text and visual features learned from text and image encoders using attention-based mechanisms and other fusion methods to perform hateful meme classification (Zhang et al., 2020; Kiela et al., 2020; Suryawanshi et al., 2020). Another popular line of approach is fine-tuning large scale pre-trained multimodal models for the task (Lippe et al., 2020; Zhu, 2020; Zhou and Chen, 2020; Muennighoff, 2020; Velioglu and Rose, 2020; Pramanick et al., 2021b; Hee et al., 2022). Recent studies have also attempted to use data augmentation (Zhu, 2020; Zhou and Chen, 2020; Zhu et al., 2022) and ensemble methods (Zhu, 2020; Velioglu and Rose, 2020; Sandulescu, 2020) to enhance the hateful memes classification performance. In a recent work, Lee et al. (2021) proposed the *DisMultiHate* mode in attempted to disentangle hateful targets in memes. Nevertheless, existing studies may be inadequate in modeling the contextual background knowledge encoded in the hateful memes. This paper aims to fill this research gap by prompting the PLM to leverage its unstructured implicit knowledge for hateful meme classification.

### 2.2 Language Model Prompting

The increasing popularity of large-scale PLMs such as GPT (Radford et al., 2019; Brown et al., 2020), BERT (Devlin et al., 2019), RoBERTa (Liu et al., 2019) has also popularized prompt-based learning.

<sup>1</sup>Code: [https://gitlab.com/bottle\\_shop/safe/promphate](https://gitlab.com/bottle_shop/safe/promphate)

Existing prompt-based learning studies have explored using PLMs as implicit and unstructured knowledge bases (Talmor et al., 2020; Davison et al., 2019; Schwartz et al., 2017). Recent studies have also prompted PLMs for various NLP tasks such as natural language inference and sentiment classification, and yield good performance in few-shot settings (Gao et al., 2021; Schick and Schütze, 2021a,b). There are also recent works that prompt visual-language models for computer vision tasks (Zhou et al., 2022, 2021; Radford et al., 2021).

Nevertheless, most of the existing prompt-based learning studies are limited to unimodal tasks, and there are fewer works on prompting PLM for multimodal tasks (Yao et al., 2021; Zeng et al., 2022; Gui et al., 2021). Yang et al. (2021) has explored prompting GPT-3 model (Brown et al., 2020) for the visual question & answering task. However, there are limitations: large models such as GPT-3 are expensive to tune. Furthermore, the constraint on the input length limits the number of training instances. In this paper, we adopt a different approach and propose a novel framework, PromptHate, which prompts RoBERTa (Liu et al., 2019) for the multimodal hateful meme classification. PromptHate is a much smaller model compared to GPT-3, and it can be fine-tuned with training instances.

### 3 Preliminaries

#### 3.1 Problem Definition

We define the problem of multimodal hateful memes classification as follows: Given a meme with image  $\mathcal{I}$  and text  $\mathcal{O}$ , a classification model will predict the label of the multimodal meme (*hateful* or *non-hateful*). Traditionally, this binary classification task requires models to predict a probability vector  $\mathbf{y} \in \mathbb{R}^2$  over the two classes. Specifically,  $y_0$  denotes the predicted probability that the meme is non-hateful while  $y_1$  is for the probability that the meme is hateful. If  $y_1 > y_0$ , the meme is predicted as hateful, otherwise, non-hateful. In framework, we transform the hateful meme classification task into a Masked Language Modelling (MLM) problem. Specifically, a PLM is prompted to replace the [MASK] token that represents the label of the meme (e.g., hateful or non-hateful). We discuss the prompting details in Section 4.1.

#### 3.2 Image Captioning

To prompt PLMs for multimodal hateful meme classification, we first need to convert the meme’s image into an acceptable textual input for PLMs. A common approach to extract the image’s semantics and represent it with textual description is via image captioning (Yang et al., 2021; Gui et al., 2021). We first extract the text in the memes using open-source Python packages EasyOCR<sup>2</sup>, followed by in-painting with MMEediting<sup>3</sup> to remove the text. We then apply a pre-trained image captioning model, ClipCap (Mokady et al., 2021). ClipCap is able to generate good quality captions for low-resolution web images. The generated captions tend to describe the dominant objects or events in the meme’s image and we use these captions as inputs into the PromptHate model.

Besides captioning the image, we also leveraged Google Vision Web Entity Detection API<sup>4</sup> and pre-trained FairFace classifier (Kärkkäinen and Joo, 2019) to extract the entities in the memes and the demographic information if the meme contains a person. The extracted entities and demographic information are used as supplementary information that will be combined with the image captions as input to the PLMs. Note that although the extracted supplementary information may capture key information about the meme, the contextual background knowledge is still absent in the image caption and supplementary information. For instance, with the utilization of entity information, we may identify a pig in the meme and extract the term “*Muslim*” from the meme text. However, the contextual knowledge that Muslims do not eat pork is absent in the supplementary information.

### 4 Methodology

Figure 2 illustrates the architectural framework of our proposed PromptHate model. A key step in the PromptHate is the construction of a prompt, which consists of a positive demonstration (i.e., normal meme), a negative demonstration (i.e., hateful meme), and an inference instance (i.e., meme to be predicted). We first convert the three memes into meme texts and image descriptions using the data pre-processing steps described in Section 3.2. Subsequently, we construct templates, which are natural sentences that include label words for the

<sup>2</sup><https://github.com/JaidedAI/EasyOCR>

<sup>3</sup><https://github.com/open-mmlab/mmediting>

<sup>4</sup><https://cloud.google.com/vision/docs/detecting-web>

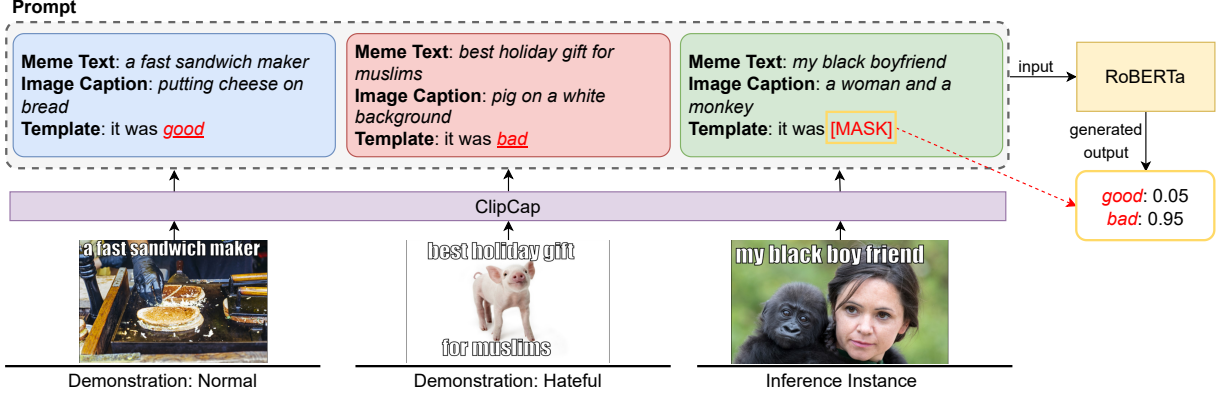


Figure 2: Overview of PromptHate Framework.

individual memes. For instance, a normal demonstration meme will have a template “*the meme is good*”, while the hateful demonstration meme uses the template “*the meme is bad*”. The label word in template for the inference instance is replaced with a [MASK], which the PLM (i.e., RoBERTa) is tasked to complete the sentence with “*good*” or “*bad*”. Subsequent sections provide the technical details on prompting for the multimodal hateful meme classification task.

#### 4.1 Prompting Hateful Meme

To guide the PLM in inferring the label word, we also provide *positive* and *negative* demonstrations to the PLM. The positive demonstration  $\mathcal{S}^{\text{pos}}$  is generated as:  $\mathcal{S}_1^{\text{pos}}[\text{SEP}]\mathcal{S}_2^{\text{pos}}[\text{SEP}]\mathcal{T}(\mathcal{W}_{\text{pos}})$ , where  $\mathcal{S}_1^{\text{pos}}$  and  $\mathcal{S}_2^{\text{pos}}$  are meme texts and image descriptions respectively, [SEP] is the separation token in the language model  $\mathcal{L}$ , and  $\mathcal{T}(\mathcal{W}_{\text{pos}})$  generates the positive label word  $\mathcal{W}_{\text{pos}}$  into a sentence (e.g., “*this is good*”). Similar approach is used for the generation of negative demonstration  $\mathcal{S}^{\text{neg}}$  and inference instance  $\mathcal{S}^{\text{infer}}$  by replacing  $\mathcal{W}_{\text{pos}}$  with  $\mathcal{W}_{\text{neg}}$  and [MASK], respectively. Inspired by Gao et al. (2021), we concatenate the demonstrations with the inference instance:

$$\mathcal{S} = [\text{START}]\mathcal{S}^{\text{infer}}[\text{SEP}]\mathcal{S}^{\text{pos}}[\text{SEP}]\mathcal{S}^{\text{neg}}[\text{END}] \quad (1)$$

where,  $\mathcal{S}$  serves as the prompt fed into  $\mathcal{L}$ , and [START] and [END] are start and end tokens in  $\mathcal{L}$ .

#### 4.2 Templates and Label Words

Recent studies have explored designing better prompts by developing automatic template generation and label word selection methods (Gao et al., 2021). As PromptHate is the first study

that adopted prompting for hateful meme classification, we adopt a simpler approach of prompting with manually defined label words and templates.

Labels are required to be mapped into individual words for prompt-based models. As shown in Figure 2, *good* is used as the label word for the positive class (non-hateful), while *bad* for the negative class (hateful). We have also analysed sets of other label words. The comparison of using different label words is discussed in Section 5.2.

The template in prompts can be viewed as the function  $\mathcal{T}$ , which maps the label word into a sentence. In PromptHate, we manually define the function  $\mathcal{T}([\text{WORD}]) \rightarrow \text{It was } [\text{WORD}]$ . Specifically, if  $\mathcal{T}$  receives  $\mathcal{W}_{\text{pos}}$  as input, the output sentence should be “*It was  $\mathcal{W}_{\text{pos}}$* ”. Conversely, if  $\mathcal{T}$  receives  $\mathcal{W}_{\text{neg}}$  as input, the output sentence should be “*It was  $\mathcal{W}_{\text{neg}}$* ”.

#### 4.3 Model Training and Prediction

For training, we feed the prompt  $\mathcal{S}$  into  $\mathcal{L}$  and obtain the probability of the masked word,  $\mathbf{y} \in \mathbb{R}^2$  over label words:

$$y_0 = \text{P}([\text{MASK}] = \mathcal{W}_{\text{pos}} | \mathcal{S}), \quad (2)$$

$$y_1 = \text{P}([\text{MASK}] = \mathcal{W}_{\text{neg}} | \mathcal{S}). \quad (3)$$

The training loss is based on cross-entropy loss with the ground-truth label  $\hat{\mathbf{y}}$ :

$$\text{Loss} = y_0 \log(\hat{y}_0) + y_1 \log(\hat{y}_1), \quad (4)$$

and the loss will be used for updating parameters  $\theta$  in  $\mathcal{L}$ . Differing from standard fine-tuning PLMs by adding a task-specific classification head, prompt-based tuning does not have additional parameters beyond those in the PLMs, and the MLM task does not deviate from PLM’s pre-training objectives.

For model prediction, we obtain the probability of the masked word over label words in the same manner. If  $y_1 > y_0$ , the meme will be predicted as hateful, otherwise, non-hateful.

#### 4.4 Multi-Query Ensemble

Demonstrations in the prompt provide additional cues for the inference instance. Existing works carefully select demonstrations which are similar to the inference instance (Yang et al., 2021; Gao et al., 2021). Nevertheless, memes that are similar in visual or textual modality may be targeting different protected characteristics (e.g., race, religion, gender, etc.), and understanding the target in the hateful meme is critical to the classification task (Lee et al., 2021). To address this concern, we adopt a multi-query ensemble strategy to predict the inference instance using multiple pairs of demonstrations. Specifically, when we adopt a  $M$ -query ensemble, an inference instance will be predicted using  $M$  pairs of demonstrations.

The multi-query ensemble will result in a set of prediction scores for the inference instance:  $\{\mathbf{y}_m\}_{m=1}^M$ , where  $\mathbf{y}_m \in \mathbb{R}^2$  is the predicted scores with the  $m$ -th pair of demonstration. The final prediction will be the average over all predicted scores:

$$\mathbf{y}_{\text{final}} = \frac{1}{M} \sum_{m=1}^M \mathbf{y}_m. \quad (5)$$

## 5 Experiments

In this section, we first provide a brief introduction to the datasets and evaluation setting. Next, we present a set of experiments conducted to evaluate PromptHate’s hateful meme classification performance. We also conduct studies to understand the effects of various prompt settings, and discuss the limitations of our model via error case studies.

### 5.1 Evaluation Settings

**Datasets.** We used two publicly available datasets in our experiments: the *Facebook Hateful Meme* dataset (FHM) (Kiela et al., 2020) and the *Harmful Meme* dataset (HarM) (Pramanick et al., 2021a). Table 1 outlines the statistical distributions of the two datasets. The FHM dataset was constructed and released by Facebook as part of a challenge to crowd-source multimodal hateful meme classification solutions. We do not have labels of the memes in the test split. Therefore, we utilize the *dev-seen* split

Datasets	Train		Test	
	#Hate.	#Non-hate.	#Hate.	#Non-hate.
FHM	3,050	5,450	250	250
HarM	1,064	1,949	124	230

Table 1: Statistical summary of FHM and HarM.

as the *test*. Due to the limited availability of public multi-modal hateful meme datasets, we choose HarM dataset containing misinformation memes as the other evaluation dataset. The HarM dataset was constructed with real COVID-19-related memes collected from Twitter. The memes are labeled with three classes: *very harmful*, *partially harmful*, and *harmless*. We combine the *very harmful* and *partially harmful memes* into hateful memes and regard harmless memes as non-hateful memes. The good performance on the HarM dataset also implies the generalization of the PromptHate to other anti-social memes besides hateful ones.

**Evaluation Metrics.** We adopt the evaluation metrics commonly used in existing hateful meme classification studies (Kiela et al., 2020; Zhu, 2020; Zhou and Chen, 2020; Muennighoff, 2020; Velioglu and Rose, 2020): Area Under the Receiver Operating Characteristic curve (AUROC) and Accuracy (Acc). In order to report more reliable results, we measure the average performance of models under **ten** random seeds. All models use the same set of random seeds.

**Baselines.** We benchmark PromptHate against the state-of-the-art hateful meme classification models. Specifically, we compare with two types of baselines models: (a) uni-modal models that only use information from one modality (i.e., the meme text or the meme image); (b) multimodal models.

For uni-modal baselines, we consider a text-only model by fine-tuning pre-trained BERT on the meme text for classification (**Text BERT**). We also apply an image-only model, which processes the meme image using Faster R-CNN (Ren et al., 2016) with ResNet-152 (He et al., 2016) before feeding the image representation into a classifier for hateful meme classification (**Image-Region**).

For multimodal baselines, we compare with the multimodal methods benchmarked in the original FHM dataset paper (Kiela et al., 2020), namely: **Late Fusion**, **Concat BERT**, **MMBT-Region** (Kiela et al., 2019), **ViLBERT CC** (Lu et al., 2019), **Visual BERT COCO** (Li et al., 2019). We also compare to the state-of-the-art hateful meme classification methods<sup>5</sup>: **CLIP BERT**,

<sup>5</sup>Note that we use the code published by the author and re-run the model for ten rounds with different random seeds.

Model	AUC.	Acc.
Text BERT	66.10 $\pm$ 0.55	57.12 $\pm$ 0.49
Image-Region	56.69 $\pm$ 1.05	52.34 $\pm$ 1.39
Late Fusion	66.34 $\pm$ 1.54	59.14 $\pm$ 0.91
Concat BERT	66.53 $\pm$ 0.75	60.80 $\pm$ 0.98
MMBT-Region	72.86 $\pm$ 0.64	65.06 $\pm$ 1.76
Visual BERT COCO	68.71 $\pm$ 1.02	61.48 $\pm$ 1.19
ViLBERT CC	73.05 $\pm$ 0.62	64.70 $\pm$ 1.12
CLIP BERT	66.97 $\pm$ 0.34	58.28 $\pm$ 0.63
MOMENTA	69.17 $\pm$ 4.71	61.34 $\pm$ 4.89
DisMultiHate	79.89 $\pm$ 1.71	71.26 $\pm$ 1.66
FT-RoBERTa	76.32 $\pm$ 6.45	67.72 $\pm$ 6.20
PromptHate	<b>81.45</b> $\pm$ 0.74	<b>72.98</b> $\pm$ 1.09

Table 2: Experimental results of models on FHM.

Model	AUC.	Acc.
Text BERT	81.39 $\pm$ 0.91	75.68 $\pm$ 1.59
Image-Region	76.46 $\pm$ 0.47	73.05 $\pm$ 1.80
Late Fusion	83.17 $\pm$ 1.25	77.57 $\pm$ 0.96
Concat BERT	83.21 $\pm$ 1.37	77.82 $\pm$ 1.09
MMBT-Region	85.48 $\pm$ 0.75	79.83 $\pm$ 2.00
Visual BERT COCO	80.46 $\pm$ 1.04	75.31 $\pm$ 1.44
ViLBERT CC	84.11 $\pm$ 0.88	78.70 $\pm$ 1.17
CLIP BERT	82.63 $\pm$ 1.20	76.66 $\pm$ 1.02
MOMENTA	86.32 $\pm$ 3.83	80.48 $\pm$ 1.95
DisMultiHate	86.39 $\pm$ 1.17	81.24 $\pm$ 1.04
FT-RoBERTa	89.26 $\pm$ 1.04	82.32 $\pm$ 1.60
PromptHate	<b>90.96</b> $\pm$ 0.62	<b>84.47</b> $\pm$ 1.75

Table 3: Experimental results of models on HarM.

**MOMENTA** (Pramanick et al., 2021b) and **DisMultiHate** (Lee et al., 2021). CLIP BERT and MOMENTA are models leveraging image features generated by the CLIP model (Radford et al., 2021). CLIP is pre-trained with web data, thus it is able to generalize well to hateful meme detection where images and texts are noisy. CLIP BERT uses CLIP as the visual encoder and BERT as the text encoder and feed the concatenation of features to a classifier for prediction. MOMENTA considers the global and local information in two modalities by modeling the deep multi-modal interactions. DisMultiHate disentangles target information from the meme to improve the hateful content classification.

As PromptHate prompts RoBERTa (Liu et al., 2019) for hateful meme classification, we also benchmark PromptHate against fine-tuning RoBERTa (**FT-RoBERTa**). Specifically, we concatenate the meme text and image descriptions as input to fine-tune RoBERTa, and the output representation is fed into a MLP layer for classification.

## 5.2 Experiment Results

Table 2 and 3 show the experimental results on FHM and HarM datasets, respectively. The standard deviations ( $\pm$ ) of the ten runs are also reported, and the best results are **bold**. PromptHate outperforms the state-of-the-art baselines in both datasets. We have also computed the statistical differences between PromptHate and the best-

Model	AUC.	Acc.
DisMultiHate	<b>79.89</b> $\pm$ 1.71	<b>71.26</b> $\pm$ 1.66
PromptHate-RB	79.17 $\pm$ 0.67	70.56 $\pm$ 0.73
DisMultiHate-BL	79.97 $\pm$ 1.19	71.62 $\pm$ 1.15
DisMultiHate-RL	78.56 $\pm$ 0.94	71.10 $\pm$ 1.58
PromptHate	<b>81.45</b> $\pm$ 0.74	<b>72.98</b> $\pm$ 1.09

Table 4: Experimental results of models on FHM.

performing baseline (i.e., DisMultiHate on FHM and FT-RoBERTa on HarM), and PromptHate’s improvement over the baseline is found to be statistically significant ( $p$ -value  $<$  0.05). Consistent with the existing studies, the multimodal approaches outperformed the unimodal baselines. More interestingly, we noted PromptHate’s improvements over the multimodal baselines that fine-tuned PLMs and FT-RoBERTa, demonstrating the strength of the prompting approach for the hateful meme classification task. Specifically, the performance comparison of FT-RoBERTa and PromptHate suggests that the prompting approach can better leverage the implicit knowledge embedded in the PLM by adopting a masked language modeling training objective for the hateful meme classification.

We also observe differences in PromptHate’s performance on the FHM and HarM datasets; the model yields better performance on HarM. Similar observations are made for the other models. We postulate that the performance differences are likely due to the difficulty of the dataset. FHM contains hateful memes on multiple topics, while HarM mainly contains COVID-19-related hateful memes. Therefore, the models would have to be able to generalize better to perform well on the FHM dataset. We also highlight the high standard deviation in FT-RoBERTa’s performance on FHM, suggesting FT-RoBERTa’s instability and difficulty in generalizing well on the dataset.

As RoBERTa-large is regarded as a general LM for prompting (Gao et al., 2021; Schick and Schütze, 2021b,a), PromptHate with RoBERTa-large is three times in the scale compared with BERT-base related baselines. To further valid the effectiveness of prompting approach in hateful meme detection, we conduct the following experiments: 1) we replace the RoBERTa-large with RoBERTa-base in PromptHate (PromptHate-RB); 2) we replace the BERT-base in the baseline models with either RoBERTa-large (-RL) or BERT-large (-BL). Specifically, we choose the most powerful baseline, DisMultiHate, for analysis. Experimental results on FHM and HarM are summarized in Table 4 and Table 5 respectively, where each block includes models of similar sizes.

Model	AUC.	Acc.
DisMultiHate	86.39 $\pm$ 1.17	81.24 $\pm$ 1.04
PromptHate-RB	<b>89.20</b> $\pm$ 0.72	<b>83.70</b> $\pm$ 1.99
DisMultiHate-BL	85.38 $\pm$ 1.13	80.71 $\pm$ 1.45
DisMultiHate-RL	88.39 $\pm$ 0.74	82.18 $\pm$ 1.13
PromptHate	<b>90.96</b> $\pm$ 0.62	<b>84.47</b> $\pm$ 1.75

Table 5: Experimental results of models on HarM.

Setting	FHM		HarM	
	AUC.	Acc.	AUC.	Acc.
PromptHate	81.45	72.98	90.96	84.47
w/o MLM	76.32	67.72	89.26	82.32
w/o Demo.	80.37	71.76	90.38	84.35

Table 6: Ablation study of PromptHate.

Unsurprisingly, replacing the RoBERTa-large with RoBERTa-base worsens PromptHate performance. However, we do observe that PromptHate-RB still outperforms DisMultiHate on the HarM dataset. On the FHM dataset, PromptHate-RB has performed slightly worse than DisMultiHate but depicted higher stability regarding the standard deviation. Interestingly, replacing the text encoder of DisMultiHate with a larger pre-trained LM does not outperform PromptHate on both datasets. From the experimental results, we observe that model size plays a critical role in PromptHate performance. Nevertheless, the experimental results have also demonstrated the effectiveness of our proposed prompting approach over state-of-the-art baselines.

### 5.3 Ablation Study

Table 6 shows the ablation analysis of PromptHate. We notice removing the MLM training objective decreases PromptHate’s performance significantly. The MLM training objective is designed to align with the PLMs’ training objectives. This plays a significant role in enabling PromptHate to better utilize the embedding implicit knowledge in the PLMs for hateful meme classification. Interestingly, we observe that PromptHate can perform well even without the demonstrations. Nevertheless, the effects of demonstrations in prompt-based model remains an open research topic, which requires further studies (Min et al., 2022).

### 5.4 Prompt Engineering

Designing good prompts is essential to prompt-based models. In this section, we discuss how varying the prompts affect PromptHate’s performance in hateful meme classification.

#### 5.4.1 Engineering Label Words

Label words are individual words representing the labels used in prompt generation. We investigate the effects of replacing the prompts in PromptHate

Setting	Label Words		FHM	
	Pos.	Neg.	AUC	Acc
full	Normal	Hate	81.21	71.74
	Benign	Offensive	81.58	72.70
	Good	Bad	81.45	72.98
	Hate	Normal	80.51	72.22
Few-Shot	Normal	Hate	69.21	63.88
	Benign	Offensive	68.91	63.68
	Good	Bad	69.30	63.76
	Hate	Normal	62.17	57.56

Table 7: PromptHate with various label words.

with different sets of label words. Specifically, we replace the label words in the prompt’s positive and negative demonstrations in our experiments. Table 7 presents the results. For example, in the first row in Table 7, we use “*It was normal*” for positive demonstrations (i.e., non-hateful memes), and “*It was hate*” for negative demonstration (i.e., hateful memes). Intuitively we aim to examine how the label word’s semantics affect hateful meme classification. For a more extensive investigation, we conduct the experiments on full training and few-shot setting, i.e., using only 10% of training instances.

Table 7 shows that different prompts can lead to substantial differences in performances. Specifically, label words aligned to the semantic classes are able to achieve better performance compared to the reverse mapping (i.e., the last row of each setting). Interestingly, the differences between the semantic class-aligned prompts and the reverse mapping are more significant in the few-shot setting. A possible reason could be in the few-shot setting, the PromptHate relies more on the label words’ semantics to extract implicit knowledge for hateful meme classification. Thus, the label words with the aligned semantic class will provide better context in the prompt to improve hateful meme classification when there are insufficient observations in training instances. Conversely, when PromptHate is trained with enough instances, the representations of the label words are updated to be closer to the hateful meme classification task.

#### 5.4.2 Prompt with Hateful Target Information

Existing studies have found that modeling target information (i.g., the victim of the hateful content) can help improve hateful meme classification (Lee et al., 2021). Therefore, we explore the effect of explicitly including the target information in prompts.

The FHM and HarM datasets are annotated with target information. For our experimental design, we change the prompt template: from “*It was [MASK].*” to “*It was [LABEL\_MASK] targeting*



Model	FHM		HarM	
	AUC.	Acc.	AUC.	Acc.
w/o Target	81.45	72.98	90.96	84.47
w Target	81.10	71.44	89.00	82.97

Table 8: PromptHate without and with target.

at **[TARGET\_MASK]**.”. For example, if it is a hateful meme targeting nationality, the template will be “It was *bad* targeting at *nationality*.” If the meme is non-hateful, the **[TARGET\_MASK]** will be replaced with **nobody**. During model training, we model the loss from prediction of **[LABEL\_MASK]** in the inference instance.

Table 8 shows the results of the PromptHate performance with and without target information. We observe marginal differences in performance after modelling target information in prompts. A possible reason may be that learning to extract targets in memes adds auxiliary burden to the model. To better utilize target information, a more sophisticated strategy may be needed than the current simple approach.

In Table 9, we visualize PromptHate’s prediction results on sample FHM memes. Incorrect predictions are labelled in red while the pie chart presents the distributions of the predicted target (i.e., **[TARGET\_MASK]**) per meme. PromptHate with target information is observed to correctly predict the targets in the hateful meme even when it incorrectly classifies the memes (e.g third meme targeting religion). The right-most meme contains a racial slur ‘Kenyan skidmark’ and seems to have been annotated wrongly as non-hateful. Interestingly, PromptHate with target information indicates it as hateful and targeting race.

The target distributions can improve PromptHate’s interpretability. However, the incorrect class prediction also highlights the difficulty of hateful meme classification. The task may require more than target comprehension to achieve good performance.

## 5.5 Error Analysis

Besides analyzing PromptHate’s quantitative performance, we also examine its classification errors. Table 10 illustrates three selected PromptHate’s incorrect predictions.

From the examples, we notice that the captions generally describe the contents of images. However, it may ignore some essential attributes for hateful meme detection. For instance, the captions are unable to capture important information such as “Jesus”. This missing information is supplemented

by the augmented image tags (i.e., the entities and demographic of memes). Nevertheless, we also observed that even after augmentation with additional descriptions for the images, PromptHate still makes incorrect predictions for these memes.

There could be multiple reasons for the incorrect predictions. Firstly, the presented information may still lack adequate context. For instance, in the second meme, the “biting” or “eating” action is missing from the captions and the addition image description. Thus, PromptHate lacks the context that the meme is ridiculing Asians’ “dog-eating” behaviour, and is hateful. Secondly, there could be biases learned by the model. For instance, PromptHate may predict the right-most meme to be hateful because of the rainbow flag, an icon for the LGBT community. This icon may be heavily used by memes attacking the LGBT community. Lastly, even more advanced reasoning may be required to understand the hateful context in certain meme. In the first case, PromptHate is unable to reason that the meme implies that Jesus is merely an object hung up to scare away birds, which leads to the hatefulness of the meme. The detection of the hateful meme requires deep multi-modal reasoning.

## 6 Conclusion

We have proposed PromptHate, a simple yet effective multimodal prompt-based framework that prompts pre-trained language models for hateful meme classification. Our evaluations on two publicly available datasets have shown PromptHate to outperform state-of-the-art baselines. We have conducted fine-grained analyses and case studies on various prompt settings and demonstrated the effectiveness of the prompts on hateful meme classification. We have also performed error analysis and discussed some limitations of the PromptHate model. For future work, we will explore strategies for selecting better demonstrations for PromptHate and add in reasoning modules to improve PromptHate’s utilization of the implicit knowledge in the PLMs.

## 7 Limitations

We have discussed a number of PromptHate’s limitations in our error analysis (See Section 5.4). Specifically, we noted that in some instances, although PromptHate is able to tap into the implicit knowledge in PLM to improve hateful meme clas-

Meme				
Target Distributions				
w Target.	Hateful	Hateful	Non-Hateful	Hateful
w/o Target	Non-hateful	Non-hateful	Hateful	Non-hateful
Ground Truth	Hateful (race)	Hateful (sex)	Hateful (religion)	Non-Hateful?

Table 9: Example predictions of PromptHate with and without target information. Incorrect prediction in red. Ground truth for the right-most meme is questionable.

Meme			
Ground Truth	Hateful (religion)	Hateful (race)	Non-Hateful
Prediction	Non-hateful	Non-hateful	Hateful
Meme text	the original scarecrow	when you date an asian boy and you tryna get his family to accept you	you either die a hero, or live long enough to become the villain
Captions	builder crucified on the cross	portrait of a young woman with her pet dog	a man dressed as a rainbow holding a flag and dancing in the crowd
Entity	Crucifix Life, Resurrection of Jesus, Spiritual death, jesus died in the cross	none	Rainbow flag, Flag bisexual, Transgender flags, Bisexuality
Demographics	None	Black female	Latino Hispanic Male

Table 10: Error analysis of wrongly predicted memes. Incorrect prediction in red

sification, it still lacks the ability to perform advanced reasoning on the contextual information to arrive at correct predictions. We also observe that PromptHate may learn biases from the training data, and debiasing techniques may be required to improve its performance.

## References

Tom B. Brown, Benjamin Mann, Nick Ryder, Melanie Subbiah, Jared Kaplan, Prafulla Dhariwal, Arvind Neelakantan, Pranav Shyam, Girish Sastry, Amanda Askell, Sandhini Agarwal, Ariel Herbert-Voss, Gretchen Krueger, Tom Henighan, Rewon Child, Aditya Ramesh, Daniel M. Ziegler, Jeffrey Wu, Clemens Winter, Christopher Hesse, Mark Chen, Eric Sigler, Mateusz Litwin, Scott Gray, Benjamin Chess, Jack Clark, Christopher Berner, Sam McCandlish, Alec Radford, Ilya Sutskever, and Dario Amodei. 2020. Language models are few-shot learners. In *Advances in Neural Information Processing Systems: Annual Conference on Neural Information Processing Systems, NeurIPS*.

Xinlei Chen, Hao Fang, Tsung-Yi Lin, Ramakrishna Vedantam, Saurabh Gupta, Piotr Dollár, and C. Lawrence Zitnick. 2015. *Microsoft COCO captions: Data collection and evaluation server*. *CoRR*.

Joe Davison, Joshua Feldman, and Alexander M. Rush. 2019. Commonsense knowledge mining from pre-trained models. In *Proceedings of the Conference on Empirical Methods in Natural Language Processing and the International Joint Conference on Natural Language Processing, EMNLP-IJCNLP*, pages 1173–1178.

Jacob Devlin, Ming-Wei Chang, Kenton Lee, and Kristina Toutanova. 2019. BERT: pre-training of deep bidirectional transformers for language understanding. In *Proceedings of the 2019 Conference of the North American Chapter of the Association for Computational Linguistics: Human Language Technologies, NAACL-HLT*, pages 4171–4186.

Tianyu Gao, Adam Fisch, and Danqi Chen. 2021. Making pre-trained language models better few-shot learners. In *Proceedings of the Annual Meeting of the Association for Computational Linguistics and the*

- International Joint Conference on Natural Language Processing, ACL/IJCNLP*, pages 3816–3830.
- Raul Gomez, Jaume Gibert, Lluís Gómez, and Dimosthenis Karatzas. 2020. Exploring hate speech detection in multimodal publications. In *IEEE Winter Conference on Applications of Computer Vision, WACV 2020*, pages 1459–1467. IEEE.
- Liangke Gui, Borui Wang, Qiuyuan Huang, Alex Hauptmann, Yonatan Bisk, and Jianfeng Gao. 2021. **KAT: A knowledge augmented transformer for vision-and-language**. *CoRR*.
- Kaiming He, Xiangyu Zhang, Shaoqing Ren, and Jian Sun. 2016. Deep residual learning for image recognition. In *IEEE Conference on Computer Vision and Pattern Recognition, CVPR*, pages 770–778.
- Ming Shan Hee, Roy Ka-Wei Lee, and Wen-Haw Chong. 2022. On explaining multimodal hateful meme detection models. In *Proceedings of the ACM Web Conference 2022*, pages 3651–3655.
- Kimmo Kärkkäinen and Jungseock Joo. 2019. Fairface: Face attribute dataset for balanced race, gender, and age. *arXiv preprint arXiv:1908.04913*.
- Douwe Kiela, Suvrat Bhooshan, Hamed Firooz, and Davide Testuggine. 2019. Supervised multimodal bitransformers for classifying images and text. In *Visually Grounded Interaction and Language (ViGIL), NeurIPS Workshop*.
- Douwe Kiela, Hamed Firooz, Aravind Mohan, Vedanuj Goswami, Amanpreet Singh, Pratik Ringshia, and Davide Testuggine. 2020. The hateful memes challenge: Detecting hate speech in multimodal memes. In *Advances in Neural Information Processing Systems, NeurIPS*.
- Roy Ka-Wei Lee, Rui Cao, Ziqing Fan, Jing Jiang, and Wen-Haw Chong. 2021. Disentangling hate in online memes. In *MM '21: ACM Multimedia Conference*, pages 5138–5147.
- Liunian Harold Li, Mark Yatskar, Da Yin, Cho-Jui Hsieh, and Kai-Wei Chang. 2019. **Visualbert: A simple and performant baseline for vision and language**. *CoRR*.
- Tsung-Yi Lin, Michael Maire, Serge J. Belongie, James Hays, Pietro Perona, Deva Ramanan, Piotr Dollár, and C. Lawrence Zitnick. 2014. Microsoft COCO: common objects in context. In *Computer Vision - ECCV European Conference*, volume 8693, pages 740–755.
- Phillip Lippe, Nithin Holla, Shantanu Chandra, Santhosh Rajamanickam, Georgios Antoniou, Ekaterina Shutova, and Helen Yannakoudakis. 2020. A multimodal framework for the detection of hateful memes. *arXiv preprint arXiv:2012.12871*.
- Yinhan Liu, Myle Ott, Naman Goyal, Jingfei Du, Mandar Joshi, Danqi Chen, Omer Levy, Mike Lewis, Luke Zettlemoyer, and Veselin Stoyanov. 2019. **Roberta: A robustly optimized BERT pretraining approach**.
- Jiasen Lu, Dhruv Batra, Devi Parikh, and Stefan Lee. 2019. **Vilbert: Pretraining task-agnostic visiolinguistic representations for vision-and-language tasks**. *CoRR*.
- Sewon Min, Xinxu Lyu, Ari Holtzman, Mikel Artetxe, Mike Lewis, Hannaneh Hajishirzi, and Luke Zettlemoyer. 2022. **Rethinking the role of demonstrations: What makes in-context learning work?** *CoRR*.
- Ron Mokady, Amir Hertz, and Amit H. Bermano. 2021. **Clipcap: CLIP prefix for image captioning**. *CoRR*.
- Niklas Muennighoff. 2020. **Vilio: State-of-the-art visiolinguistic models applied to hateful memes**. *CoRR*.
- Fabio Petroni, Tim Rocktäschel, Sebastian Riedel, Patrick S. H. Lewis, Anton Bakhtin, Yuxiang Wu, and Alexander H. Miller. 2019. Language models as knowledge bases? In *Proceedings of the Conference on Empirical Methods in Natural Language Processing and the International Joint Conference on Natural Language Processing, EMNLP-IJCNLP*, pages 2463–2473.
- Shraman Pramanick, Dimitar Dimitrov, Rituparna Mukherjee, Shivam Sharma, Md. Shad Akhtar, Preslav Nakov, and Tanmoy Chakraborty. 2021a. Detecting harmful memes and their targets. In *Findings of the Association for Computational Linguistics: ACL/IJCNLP*, pages 2783–2796.
- Shraman Pramanick, Shivam Sharma, Dimitar Dimitrov, Md. Shad Akhtar, Preslav Nakov, and Tanmoy Chakraborty. 2021b. **MOMENTA: A multimodal framework for detecting harmful memes and their targets**. In *Findings of the Association for Computational Linguistics: EMNLP*, pages 4439–4455.
- Alec Radford, Jong Wook Kim, Chris Hallacy, Aditya Ramesh, Gabriel Goh, Sandhini Agarwal, Girish Sastry, Amanda Askell, Pamela Mishkin, Jack Clark, Gretchen Krueger, and Ilya Sutskever. 2021. Learning transferable visual models from natural language supervision. In *Proceedings of the International Conference on Machine Learning, ICML*, volume 139, pages 8748–8763.
- Alec Radford, Jeff Wu, Rewon Child, David Luan, Dario Amodei, and Ilya Sutskever. 2019. Language models are unsupervised multitask learners. *Technical report, OpenAI*.
- Shaoqing Ren, Kaiming He, Ross Girshick, and Jian Sun. 2016. Faster r-cnn: towards real-time object detection with region proposal networks. *IEEE transactions on pattern analysis and machine intelligence*, 39(6):1137–1149.

- Vlad Sandulescu. 2020. [Detecting hateful memes using a multimodal deep ensemble](#). *CoRR*, abs/2012.13235.
- Timo Schick and Hinrich Schütze. 2021a. Exploiting cloze-questions for few-shot text classification and natural language inference. In *Proceedings of the Conference of the European Chapter of the Association for Computational Linguistics: Main Volume, EACL*, pages 255–269.
- Timo Schick and Hinrich Schütze. 2021b. It’s not just size that matters: Small language models are also few-shot learners. In *Proceedings of the Conference of the North American Chapter of the Association for Computational Linguistics: Human Language Technologies, NAACL-HLT*, pages 2339–2352.
- Roy Schwartz, Maarten Sap, Ioannis Konstas, Leila Zilles, Yejin Choi, and Noah A. Smith. 2017. The effect of different writing tasks on linguistic style: A case study of the ROC story cloze task. In *Proceedings of the 21st Conference on Computational Natural Language Learning*, pages 15–25.
- Piyush Sharma, Nan Ding, Sebastian Goodman, and Radu Soricut. 2018. Conceptual captions: A cleaned, hypernymed, image alt-text dataset for automatic image captioning. In *Proceedings of the Annual Meeting of the Association for Computational Linguistics, ACL*, pages 2556–2565.
- Shardul Suryawanshi, Bharathi Raja Chakravarthi, Michael Arcan, and Paul Buitelaar. 2020. Multimodal meme dataset (multioff) for identifying offensive content in image and text. In *Proceedings of the Second Workshop on Trolling, Aggression and Cyberbullying, TRAC@LREC*, pages 32–41.
- Alon Talmor, Yanai Elazar, Yoav Goldberg, and Jonathan Berant. 2020. olympics - on what language model pre-training captures. *Trans. Assoc. Comput. Linguistics*, 8:743–758.
- Trieu H. Trinh and Quoc V. Le. 2018. [A simple method for commonsense reasoning](#). *CoRR*.
- Riza Velioglu and Jewgeni Rose. 2020. [Detecting hate speech in memes using multimodal deep learning approaches: Prize-winning solution to hateful memes challenge](#). *CoRR*.
- Zhengyuan Yang, Zhe Gan, Jianfeng Wang, Xiaowei Hu, Yumao Lu, Zicheng Liu, and Lijuan Wang. 2021. [An empirical study of GPT-3 for few-shot knowledge-based VQA](#). *CoRR*.
- Yuan Yao, Ao Zhang, Zhengyan Zhang, Zhiyuan Liu, Tat-Seng Chua, and Maosong Sun. 2021. [CPT: colorful prompt tuning for pre-trained vision-language models](#). *CoRR*.
- Andy Zeng, Adrian Wong, Stefan Welker, Krzysztof Choromanski, Federico Tombari, Aveek Purohit, Michael S. Ryoo, Vikas Sindhwani, Johnny Lee, Vincent Vanhoucke, and Pete Florence. 2022. [Socratic models: Composing zero-shot multimodal reasoning with language](#). *CoRR*.
- Weibo Zhang, Guihua Liu, Zhuohua Li, and Fuqing Zhu. 2020. [Hateful memes detection via complementary visual and linguistic networks](#). *CoRR*.
- Kaiyang Zhou, Jingkang Yang, Chen Change Loy, and Ziwei Liu. 2021. [Learning to prompt for vision-language models](#). *CoRR*.
- Kaiyang Zhou, Jingkang Yang, Chen Change Loy, and Ziwei Liu. 2022. [Conditional prompt learning for vision-language models](#). *CoRR*.
- Yi Zhou and Zhenhao Chen. 2020. Multimodal learning for hateful memes detection. *arXiv preprint arXiv:2011.12870*.
- Jiawen Zhu, Roy Ka-Wei Lee, and Wen-Haw Chong. 2022. Multimodal zero-shot hateful meme detection. In *WebSci '22: 14th ACM Web Science Conference 2022*, pages 382–389.
- Ron Zhu. 2020. [Enhance multimodal transformer with external label and in-domain pretrain: Hateful meme challenge winning solution](#). *CoRR*.

## APPENDIX

### A Experiment Settings

We train all models using Pytorch on an NVIDIA Tesla V100 GPU, with 32 GB dedicated memory, CUDA-10.2. For pre-trained models (i.e., BERT, RoberTa, VisualBERT), we use the package, *transformers* (version 4.19.2) from Huggingface<sup>6</sup>. Table 11 lists the parameter count for all models.

Method	# Params (M)
Text BERT	109.9
Image Region	1.0
Late Fusion	110.9
Concat BERT	111.8
MMBT-Region	111.5
Visual BERT COCO	111.8
ViLBERT CC	252.1
CLIP BERT	111.7
MOMENTA	71.9
DisMultiHate	115.6
FT-RoBERTa	356.4
PromptHate	355.4

Table 11: Number of parameters in VQA models.

The learning rates of models are set empirically. For BERT based models, the learning rate is set to be  $2 \times 10^{-5}$ , the same as in (Lee et al., 2021). For RoBERTa-large based models (PromptHate and FT-RoBERTa), following (Gao et al., 2021), we tested learning rate ranging from  $10^{-5}$  to  $1.5 \times 10^{-5}$  and reported the best ones. Specifically, the learning rate is set to be  $1.3 \times 10^{-5}$  and  $10^{-5}$  on FHM and HarM datasets, respectively. AdamW is used as the optimizer for all models. The mini-batch size is set at 16 during training. As mentioned in Section 4.4, we apply the multiquery ensemble strategy. The number of querying times is set at 4 on both datasets. It takes one GPU six minutes to train and validate PromptHate per epoch. It takes up 19 GB dedicated memory for PromptHate training. We use 10 training epochs for both PromptHate and baselines.

### B Analysis for Image Captions

A key data-preprocessing step in PromptHate is to covert the image into textual captions as input for PLMs. Therefore, the quality and expressiveness of the image captions may affect the prompting and ultimately affect the hateful meme classification performance. To investigate this effect, we experiment with image captions generated with ClipCap (Mokady et al., 2021) pre-trained on different

Model	FHM		HarM	
	AUC.	Acc.	AUC.	Acc.
ClipCap+COCO	78.72	70.20	87.25	78.38
ClipCap+CC (UC)	80.38	70.08	88.56	81.94
ClipCap+CC	81.45	72.98	90.96	84.47

Table 12: PromptHate with different image captions.



Meme		
ClipCap+COCO	a man and a woman are in a kitchen.	a sign that is on the side of a hill.
ClipCap+CC (UC)	thank you for the dishes!	a warning sign on a hillside.
ClipCap+CC	young couple in love looking at each other in kitchen.	warning sign at the entrance to the quarry.

Table 13: Example captions generated for meme images.

datasets, namely, MS COCO (Lin et al., 2014; Chen et al., 2015) and Conceptual Caption (CC) (Sharma et al., 2018).

Table 12 shows PromptHate’s performance with image captions generated using ClipCap pre-trained on COCO (ClipCap+COCO) and CC (ClipCap+CC). We observe that the ClipCap pre-trained on CC performs better than that pre-trained with COCO. A possible reason could be that the CC dataset is mainly images from web pages and rather more similar to meme images. For instance, considering the examples in Table 13, we notice that ClipCap pre-trained on CC provided more detailed descriptions (e.g., the relation of the man and the woman of the first meme and the characteristic of the sign in the second meme) compared to COCO. On the other hand, we test the generated captions using the uncleaned (i.e., without removing meme texts on images) meme images (ClipCap+CC (UC)). We notice that when trained with Conceptual Captions, ClipCap+CC (UC) is still able to generate some details (i.e., the characteristic of the sign in the second example). It sometimes generates comments rather than captions that describe images. It is because Conceptual Captions are from the web, and some of them are comments on meme images. Without removing texts, models will link the image to meme images and generate comments rather than captions. The difference in their performance is also significant, suggesting the importance of good quality captions in applying prompt-based models for hateful meme classification.

<sup>6</sup><https://huggingface.co/>